



Official Results




2022 Last Chance Majors (Sun)

High Plains Raceway 2.550 miles

Group 1 TT (22-TTTA-57143)

8/21/2022 08:40



Timed Session 1
Qualifying (15:00 Time) started at 8:40:16

Lap	Lap Tm	Diff	me of Day
(96) Brandon Oglesby			
1	1:58.487		4:43.312
2	1:58.910	+0.423	6:42.222
p3	2:31.160	+32.673	9:13.382
(2) Ryan Dussex			
1	2:00.287	+1.030	4:52.166
2	1:59.737	+0.480	6:51.903
3	1:59.257		8:51.160
p4	2:20.351	+21.094	51:11.511
(37) John Feustel			
1	1:59.332		4:47.631
2	2:26.786	+27.454	7:14.417
3	2:03.141	+3.809	9:17.558
4	2:28.912	+29.580	1:46.470
5	2:00.102	+0.770	3:46.572
(80) Jonathan Kuo			
1	2:00.367	+0.316	4:50.672
2	2:00.051		6:50.723
p3	2:27.360	+27.309	9:18.083
(87) Nick Stentiford			
1	2:03.421	+1.450	5:08.532
2	2:02.858	+0.887	7:11.390
3	2:02.374	+0.403	9:13.764
4	2:01.971		1:15.735
5	2:05.631	+3.660	3:21.366
p6	2:12.670	+10.699	5:34.036
(27) Jeffrey West			
1	2:04.146	+0.585	5:01.252
2	2:04.020	+0.459	7:05.272
3	2:03.917	+0.356	9:09.189
4	2:18.756	+15.195	1:27.945
5	2:03.561		3:31.506
6	2:44.007	+40.446	6:15.513
(23) Jeffrey Tattershall			
1	2:10.515	+1.500	5:19.459
2	2:09.360	+0.345	7:28.819
3	2:09.015		9:37.834
p4	3:25.733	+1:16.718	3:03.567

Chief of Timing & Scoring: Carolyn Rasband

Orbits

Race Director: Costa Dunias

www.mylaps.com

Licensed to: Colorado Region SCCA

Printed: 8/29/2022 1:46:06 PM



Official Results



2022 Last Chance Majors (Sat)

High Plains Raceway 2.550 miles


Timed Session 1

8/20/2022 10:00

Qualifying (15:00 Time) started at 10:00:52

Lap	Lap Tm	Diff	Time of Day
(723) Ricky Medel			
1	2:02.002	+1.188	1:43.581
2	2:00.814		1:44.395
p3	2:41.465	+40.651	1:25.860
(63) Seth Biggi			
1	2:05.633	+0.226	1:58.836
2	2:22.616	+17.209	1:21.452
3	2:05.407		1:26.859
p4	2:42.044	+36.637	1:08.903
(21) Blake Odenheimer			
1	2:07.381		1:19.074
2	2:36.597	+29.216	1:55.671
3	2:11.046	+3.665	1:06.717
4	2:10.696	+3.315	1:17.413
5	2:56.275	+48.894	1:13.688
(85) Brian Kelly			
1	2:15.053	+2.229	1:39.110
2	2:14.241	+1.417	1:53.351
3	2:12.824		1:06.175
4	2:31.438	+18.614	1:37.613
5	2:20.963	+8.139	1:58.576
(64) Devan Villalobos			
1	2:17.041	+3.832	1:37.939
2	2:44.793	+31.584	1:22.732
3	2:17.856	+4.647	1:40.588
4	2:17.336	+4.127	1:57.924
5	2:13.209		1:11.133
(38) Bob Odenheimer			
1	2:13.489		1:41.262
2	2:16.661	+3.172	1:57.923
3	2:18.161	+4.672	1:16.084
4	2:18.962	+5.473	1:35.046
5	2:21.926	+8.437	1:56.972
(51) Erik Drake			
1	2:13.512		1:13.034
2	2:14.096	+0.584	1:27.130
3	2:16.221	+2.709	1:43.351
4	2:17.238	+3.726	1:00.589
5	2:16.147	+2.635	1:16.736
(26) christopher lathrop			
1	2:14.013		1:11.688
2	2:17.238	+3.225	1:28.926
3	2:16.299	+2.286	1:45.225
4	2:17.161	+3.148	1:02.386
5	2:15.865	+1.852	1:18.251
(7) Fabian Castanon			
1	2:16.071	+1.424	1:43.168
2	2:17.552	+2.905	1:00.720
3	2:51.278	+36.631	1:51.998
4	2:14.647		1:06.645
5	2:14.924	+0.277	1:21.569

Lap	Lap Tm	Diff	Time of Day
(93) Reno Toffoli			
1	2:17.737	+1.011	1:48.602
2	2:17.212	+0.486	1:05.814
3	2:16.726		1:22.540
4	2:17.544	+0.818	1:40.084
5	2:25.913	+9.187	1:05.997
(8) Bryson Whissen			
1	2:29.519		1:05.899
2	2:29.623	+0.104	1:35.522
3	2:31.842	+2.323	1:07.364
4	2:31.178	+1.659	1:38.542
5	2:35.567	+6.048	1:14.109
(22) Bethany Medina-Alvarez			
p1	3:05.386	7:49.389	1:44.586
p2	6:00.542	1:54.233	1:45.128



Chief of Timing & Scoring: Carolyn Rasband Orbits
 Race Director: Costa Dunias



Official Results



2022 Last Chance Majors (Sat)

High Plains Raceway 2.550 miles

Timed Session 2

8/20/2022 16:10

Qualifying (15:00 Time) started at 17:07:20

Lap	Lap Tm	Diff	Time of Day
(80) Jonathan Kuo			
1	2:01.068	+0.786	1:59.255
2	2:00.282		1:59.537
p3	2:26.913	+26.631	1:26.450
(111) Daryl Alleman			
1	2:02.219	+1.874	1:02.932
2	2:02.674	+2.329	1:05.606
3	2:01.567	+1.222	1:07.173
4	2:00.743	+0.398	1:07.916
5	2:00.792	+0.447	1:08.708
6	2:00.345		1:09.053
(2) Ryan Dussex			
1	2:02.788	+2.066	1:49.374
2	2:01.865	+1.143	1:51.239
3	2:00.722		1:51.961
p4	2:17.518	+16.796	1:09.479
(496) Rich Enriquez			
1	2:01.102		1:51.151
2	2:28.203	+27.101	1:19.354
p3	2:22.309	+21.207	1:41.663
(87) Nick Stentiford			
1	2:04.880	+2.764	1:09.435
2	2:04.155	+2.039	1:13.590
3	2:03.331	+1.215	1:16.921
4	2:02.416	+0.300	1:19.337
5	2:02.305	+0.189	1:21.642
6	2:02.116		1:23.758
(27) Jeffrey West			
1	2:04.017	+1.354	1:13.308
2	2:04.239	+1.576	1:17.547
3	2:02.663		1:20.210
4	2:15.592	+12.929	1:35.802
p5	2:32.870	+30.207	1:08.672
(153) Sean McKisic			
1	2:05.906	+0.172	1:20.504
2	2:05.734		1:26.238
3	2:06.395	+0.661	1:32.633
4	2:13.464	+7.730	1:46.097
5	2:10.466	+4.732	1:56.563
6	2:09.515	+3.781	1:06.078
(86) Suraj Pradhan			
1	2:09.319	+0.644	1:27.954
2	2:08.675		1:36.629
3	2:08.869	+0.194	1:45.498
4	2:09.239	+0.564	1:54.737
5	2:09.817	+1.142	1:04.554
6	2:09.750	+1.075	1:14.304
(23) Jeffrey Tattershall			
1	2:10.214	+1.367	1:31.323
2	2:09.562	+0.715	1:40.885
3	2:08.847		1:49.732
4	2:09.522	+0.675	1:59.254

Lap	Lap Tm	Diff	Time of Day
5	2:16.312	+7.465	1:15.566
p6	3:03.237	+54.390	1:18.803
(60) Aaron Walker			
1	2:14.015	+2.739	1:44.477
2	2:12.624	+1.348	1:57.101
3	2:13.650	+2.374	1:10.751
4	2:14.324	+3.048	1:25.075
5	2:11.276		1:36.351
6	2:11.449	+0.173	1:47.800
(92) Robin Dillon			
1	2:14.466	+0.120	1:37.507
2	2:14.346		1:51.853
3	2:18.658	+4.312	1:10.511
4	2:18.410	+4.064	1:28.921
5	2:18.692	+4.346	1:47.613
6	2:18.528	+4.182	1:06.141
(37) John Feustel			
p1	2:24.839	1:29.936	1:22.000

Chief of Timing & Scoring: Carolyn Rasband

Orbits

Race Director: Costa Dunias

www.mylaps.com

Licensed to: Colorado Region SCCA



Official Results



2022 Last Chance Majors (Sat)

High Plains Raceway 2.550 miles


Timed Session 2

8/20/2022 16:30

Qualifying (15:00 Time) started at 17:26:45

Lap	Lap Tm	Diff	Time of Day
(723) Ricky Medel			
1	2:02.737	+0.828	1:17.241
2	2:01.909		1:19.150
p3	2:23.126	+21.217	1:42.276
(63) Seth Biggi			
1	2:05.174		1:29.287
2	2:23.488	+18.314	1:52.775
3	2:05.936	+0.762	4:58.711
4	2:07.286	+2.112	1:05.997
5	2:27.786	+22.612	1:33.783
6	2:05.291	+0.117	1:39.074
(21) Blake Odenheimer			
1	2:07.954	+0.522	1:41.798
2	2:32.280	+24.848	1:14.078
3	2:07.432		1:21.510
p4	3:00.907	+53.475	1:22.417
(85) Brian Kelly			
1	2:13.405	+2.416	1:06.497
2	2:10.989		1:17.486
3	2:47.740	+36.751	1:05.226
4	2:42.392	+31.403	1:47.618
5	2:36.770	+25.781	1:24.388
(7) Fabian Castanon			
1	2:13.310	+2.268	1:30.916
2	2:11.042		1:41.958
3	2:31.867	+20.825	1:13.825
4	2:14.699	+3.657	1:28.524
5	2:49.757	+38.715	1:18.281
(64) Devan Villalobos			
1	2:12.831	+0.452	1:07.899
2	2:12.379		1:20.278
3	2:48.229	+35.850	1:08.507
4	2:25.232	+12.853	1:33.739
5	2:12.741	+0.362	1:46.480
6	2:34.300	+21.921	1:20.780
(51) Erik Drake			
1	2:14.825		1:14.849
2	2:16.184	+1.359	1:31.033
3	2:23.487	+8.662	1:54.520
4	2:16.783	+1.958	3:11.303
5	2:16.374	+1.549	1:27.677
6	2:17.005	+2.180	1:44.682
(38) Bob Odenheimer			
1	2:15.003		1:11.371
2	2:17.107	+2.104	1:28.478
3	2:24.746	+9.743	1:53.224
4	2:22.068	+7.065	1:15.292
5	2:22.798	+7.795	1:38.090
p6	2:49.179	+34.176	1:27.269
(26) christopher lathrop			
1	2:17.079	+2.021	1:29.464
2	2:16.521	+1.463	1:45.985

Lap	Lap Tm	Diff	Time of Day
3	2:18.291	+3.233	1:04.276
4	2:15.715	+0.657	1:19.991
5	2:16.757	+1.699	1:36.748
6	2:15.058		1:51.806
(93) Reno Toffoli			
1	2:18.762	+0.822	1:38.121
2	2:18.653	+0.713	1:56.774
3	2:19.213	+1.273	1:15.987
4	2:19.528	+1.588	1:35.515
5	2:17.940		1:53.455
6	2:20.519	+2.579	1:13.974
(05) Zach Volheim			
1	2:22.212	+3.800	1:47.027
2	2:19.497	+1.085	1:06.524
3	2:19.873	+1.461	1:26.397
4	2:18.506	+0.094	1:44.903
5	2:18.412		1:03.315
(8) Bryson Whissen			
1	2:35.304	+0.448	1:59.551
2	2:35.809	+0.953	1:35.360
3	2:34.943	+0.087	1:10.303
4	2:34.856		1:45.159
p5	3:37.267	+1:02.411	1:22.426



Chief of Timing & Scoring: Carolyn Rasband

Orbits

Race Director: Costa Dunias

www.mylaps.com

Licensed to: Colorado Region SCCA



Official Results



2022 Last Chance Majors (Sat)

TT Practice (22-TTTA-57143)

High Plains Raceway 2.550 miles

TT Practice

8/20/2022 08:40

Practice (15:00 Time) started at 8:44:46

Lap	Lap Tm	Diff	Time of Day
(96) Brandon Oglesby			
1	1:57.091		8:47:39.897
p2	2:42.802	+45.711	8:50:22.699
3	4:20.408	+2:23.317	8:54:43.107
4	2:27.978	+30.887	8:57:11.085
(54) Hsun Chen			
1	1:57.158		8:47:38.853
p2	2:28.726	+31.568	8:50:07.579
3	2:51.119	+53.961	8:52:58.698
p4	2:15.181	+18.023	8:55:13.879
(37) John Feustel			
1	2:09.324	+7.122	8:48:05.365
2	2:06.872	+4.670	8:50:12.237
3	2:43.726	+41.524	8:52:55.963
4	2:02.202		8:54:58.165
p5	3:00.782	+58.580	8:57:58.947
(111) Daryl Alleman			
1	2:22.155	+18.762	8:48:07.969
p2	2:16.959	+13.566	8:50:24.928
3	3:06.411	+1:03.018	8:53:31.339
4	2:05.693	+2.300	8:55:37.032
5	2:03.393		8:57:40.425
(27) Jeffrey West			
1	2:07.699	+4.084	8:48:12.544
2	2:03.615		8:50:16.159
3	2:06.655	+3.040	8:52:22.814
4	2:27.004	+23.389	8:54:49.818
5	2:19.341	+15.726	8:57:09.159
(153)			
1	2:06.755	+3.055	8:48:16.451
2	2:03.700		8:50:20.151
3	2:15.178	+11.478	8:52:35.329
4	2:13.357	+9.657	8:54:48.686
5	2:12.951	+9.251	8:57:01.637
(723) Ricky Medel			
1	2:07.387	+3.675	8:48:14.089
2	2:03.712		8:50:17.801
p3	2:30.276	+26.564	8:52:48.077
(-??-) - 12570329 -			
1	2:08.490	+4.056	8:48:06.823
2	2:07.237	+2.803	8:50:14.060
3	2:04.434		8:52:18.494
4	2:04.536	+0.102	8:54:23.030
5	2:05.198	+0.764	8:56:28.228
(80) Jonathan Kuo			
1	2:08.009	+3.045	8:47:59.382
2	2:04.964		8:50:04.346
3	2:10.772	+5.808	8:52:15.118
4	2:07.402	+2.438	8:54:22.520
p5	2:48.886	+43.922	8:57:11.406
(23) Jeffrey Tattershall			

Lap	Lap Tm	Diff	Time of Day
1	2:20.434	+11.078	8:49:34.892
2	2:19.206	+9.850	8:51:54.098
3	2:10.587	+1.231	8:54:04.685
4	2:09.356		8:56:14.041
(86) Suraj Pradhan			
1	2:21.032	+11.662	8:49:25.937
2	2:09.892	+0.522	8:51:35.829
3	2:09.370		8:53:45.199
4	2:09.808	+0.438	8:55:55.007
5	2:09.549	+0.179	8:58:04.556
(21) Blake Odenheimer			
1	2:21.665	+11.474	8:49:29.406
2	2:17.319	+7.128	8:51:46.725
3	2:13.959	+3.768	8:54:00.684
4	2:10.191		8:56:10.875
(63) Seth Biggi			
1	2:10.847		8:48:29.188
2	2:11.150	+0.303	8:50:40.338
p3	2:49.207	+38.360	8:53:29.545
(60) Aaron Walker			
1	2:20.274	+6.798	8:49:43.543
2	2:13.476		8:51:57.019
3	2:13.531	+0.055	8:54:10.550
4	2:19.938	+6.462	8:56:30.488
(26) christopher lathrop			
1	2:18.281	+3.037	8:49:36.061
2	2:18.591	+3.347	8:51:54.652
3	2:15.244		8:54:09.896
4	2:15.889	+0.645	8:56:25.785
(64)			
1	2:25.836	+8.578	8:49:26.406
2	2:17.258		8:51:43.664
3	2:21.800	+4.542	8:54:05.464
4	2:50.818	+33.560	8:56:56.282
(92) Robin Dillon			
1	2:19.127	+1.149	8:49:32.785
2	2:17.978		8:51:50.763
3	2:18.856	+0.878	8:54:09.619
4	2:24.823	+6.845	8:56:34.442
(38) Bob Odenheimer			
1	2:23.602	+5.536	8:49:46.032
2	2:19.263	+1.197	8:52:05.295
3	2:18.066		8:54:23.361
4	2:37.394	+19.328	8:57:00.755
(51) Erik Drake			
1	2:20.671	+2.526	8:48:38.305
2	2:22.736	+4.591	8:51:01.041
3	2:20.822	+2.677	8:53:21.863
4	2:21.359	+3.214	8:55:43.222
5	2:18.145		8:58:01.367
(05) Zach Volheim			

Lap	Lap Tm	Diff	Time of Day
1	2:30.301	+10.843	8:49:55.281
2	2:19.458		8:52:14.739
3	2:20.698	+1.240	8:54:35.437
4	2:27.709	+8.251	8:57:03.146
(93) Reno Toffoli			
1	2:20.419	+0.951	8:49:31.394
2	2:24.622	+5.154	8:51:56.016
3	2:20.565	+1.097	8:54:16.581
4	2:19.468		8:56:36.049
(8) Bryson Whissen			
1	2:37.839	+2.672	8:49:59.410
2	2:35.167		8:52:34.577
3	2:35.981	+0.814	8:55:10.558
p4	3:04.595	+29.428	8:58:15.153
(469)			
p1	2:13.820	-3:58:40.955	8:48:02.711
2	7:22.168	-3:53:32.607	8:55:24.879
p3	2:18.837	-3:58:35.938	8:57:43.716
(22) Bethany Medina-Alvarez			
p1	2:53.189	-3:58:01.586	8:50:18.754

Chief of Timing & Scoring: Carolyn Rasband

Race Director: Costa Dunias

Orbits

www.mylaps.com

Licensed to: Colorado Region SCCA



Official Results




2022 Last Chance Majors (Sat)

High Plains Raceway 2.550 miles

Group 1 TT (22-TTTA-57143)

8/20/2022 09:40



Timed Session 1
Qualifying (15:00 Time) started at 9:43:21

Lap	Lap Tm	Diff	Time of Day
(96) Brandon Oglesby			
p1	2:24.096	+27.451	6:08.842
2	3:29.378	+1:32.733	9:38.220
3	1:56.645		1:34.865
p4	2:44.769	+48.124	4:19.634
(54) Hsun Chen			
1	1:57.019		5:48.675
2	1:57.971	+0.952	7:46.646
3	2:09.218	+12.199	9:55.864
4	1:57.549	+0.530	1:53.413
p5	2:40.211	+43.192	4:33.624
(496) Rich Enriquez			
1	2:01.527	+2.145	6:07.678
2	2:25.692	+26.310	8:33.370
3	1:59.382		1:03.2752
p4	3:03.875	+1:04.493	3:36.627
(37) John Feustel			
1	1:59.831		6:02.403
2	2:26.473	+26.642	8:28.876
3	2:00.590	+0.759	1:02.9466
p4	3:04.859	+1:05.028	3:34.325
(80) Jonathan Kuo			
1	2:03.557	+3.298	5:58.021
2	2:00.259		7:58.280
3	2:37.674	+37.415	1:03.954
4	2:00.809	+0.550	1:23.6763
p5	2:40.431	+40.172	5:17.194
(111) Daryl Alleman			
1	2:01.478		6:11.973
2	2:02.394	+0.916	8:14.367
3	2:02.692	+1.214	1:01.7059
4	2:02.376	+0.898	1:21.9435
5	2:02.949	+1.471	4:22.384
(27) Jeffrey West			
1	2:04.902	+2.378	6:03.643
2	2:03.231	+0.707	8:06.874
3	2:02.524		1:00.9398
4	2:06.554	+4.030	1:21.952
p5	2:47.559	+45.035	3:50.511
(87) Nick Stentiford			
1	2:02.773	+0.035	6:10.893
2	2:03.114	+0.376	8:14.007
3	2:02.738		1:01.6745
4	2:04.122	+1.384	1:22.067
5	2:03.761	+1.023	4:24.628
(153)			
1	2:05.437	+1.324	6:32.524
2	2:06.627	+2.514	8:39.151
3	2:04.113		1:04.3264
4	2:04.156	+0.043	1:24.7420
5	2:04.700	+0.587	4:52.120

Lap	Lap Tm	Diff	Time of Day
(86) Suraj Pradhan			
1	2:08.776	-0.389	6:32.204
2	2:11.658	+3.271	8:43.862
3	2:08.650	+0.263	1:05.2512
4	2:08.654	+0.267	1:30.1166
5	2:08.387		1:50.9553
(23) Jeffrey Tattershall			
1	2:09.488		6:26.212
p2	3:24.091	+1:14.623	9:50.303
3	3:02.340	+52.872	1:25.2643
p4	2:31.322	+21.854	1:52.3965
(92) Robin Dillon			
1	2:10.706	+1.209	6:39.325
2	2:13.308	+3.811	8:52.633
3	2:09.497		1:02.130
4	2:10.306	+0.809	1:32.436
5	2:09.754	+0.257	1:52.190
(60) Aaron Walker			
1	2:10.575	+0.482	6:36.754
2	2:10.437	+0.344	8:47.191
3	2:10.093		1:05.7284
4	2:11.837	+1.744	1:30.9121
p5	2:32.375	+22.282	1:54.1496

Chief of Timing & Scoring: Carolyn Rasband Orbits
Race Director: Costa Dunias



Official Results



2022 Last Chance Majors (Sat)

High Plains Raceway 2.550 miles


Timed Session 1

8/20/2022 10:00

Qualifying (15:00 Time) started at 10:00:52

Lap	Lap Tm	Diff	Time of Day
(723) Ricky Medel			
1	2:02.002	+1.188	1:43.581
2	2:00.814		1:44.395
p3	2:41.465	+40.651	1:25.860
(63) Seth Biggi			
1	2:05.633	+0.226	1:58.836
2	2:22.616	+17.209	1:21.452
3	2:05.407		1:26.859
p4	2:42.044	+36.637	1:08.903
(21) Blake Odenheimer			
1	2:07.381		1:19.074
2	2:36.597	+29.216	1:55.671
3	2:11.046	+3.665	1:06.717
4	2:10.696	+3.315	1:17.413
5	2:56.275	+48.894	1:13.688
(85) Brian Kelly			
1	2:15.053	+2.229	1:39.110
2	2:14.241	+1.417	1:53.351
3	2:12.824		1:06.175
4	2:31.438	+18.614	1:37.613
5	2:20.963	+8.139	1:58.576
(64) Devan Villalobos			
1	2:17.041	+3.832	1:37.939
2	2:44.793	+31.584	1:22.732
3	2:17.856	+4.647	1:40.588
4	2:17.336	+4.127	1:57.924
5	2:13.209		1:11.133
(38) Bob Odenheimer			
1	2:13.489		1:41.262
2	2:16.661	+3.172	1:57.923
3	2:18.161	+4.672	1:16.084
4	2:18.962	+5.473	1:35.046
5	2:21.926	+8.437	1:56.972
(51) Erik Drake			
1	2:13.512		1:13.034
2	2:14.096	+0.584	1:27.130
3	2:16.221	+2.709	1:43.351
4	2:17.238	+3.726	1:00.589
5	2:16.147	+2.635	1:16.736
(26) christopher lathrop			
1	2:14.013		1:11.688
2	2:17.238	+3.225	1:28.926
3	2:16.299	+2.286	1:45.225
4	2:17.161	+3.148	1:02.386
5	2:15.865	+1.852	1:18.251
(7) Fabian Castanon			
1	2:16.071	+1.424	1:43.168
2	2:17.552	+2.905	1:00.720
3	2:51.278	+36.631	1:51.998
4	2:14.647		1:06.645
5	2:14.924	+0.277	1:21.569

Lap	Lap Tm	Diff	Time of Day
(93) Reno Toffoli			
1	2:17.737	+1.011	1:48.602
2	2:17.212	+0.486	1:05.814
3	2:16.726		1:22.540
4	2:17.544	+0.818	1:40.084
5	2:25.913	+9.187	1:05.997
(8) Bryson Whissen			
1	2:29.519		1:05.899
2	2:29.623	+0.104	1:35.522
3	2:31.842	+2.323	1:07.364
4	2:31.178	+1.659	1:38.542
5	2:35.567	+6.048	1:14.109
(22) Bethany Medina-Alvarez			
p1	3:05.386	7:49.389	1:44.586
p2	6:00.542	1:54.233	1:45.128



Chief of Timing & Scoring: Carolyn Rasband Orbits
 Race Director: Costa Dunias

www.mylaps.com

Licensed to: Colorado Region SCCA



Official Results



2022 Last Chance Majors (Sat)

High Plains Raceway 2.550 miles

Timed Session 2

8/20/2022 16:10

Qualifying (15:00 Time) started at 17:07:20

Lap	Lap Tm	Diff	Time of Day
(80) Jonathan Kuo			
1	2:01.068	+0.786	1:59.255
2	2:00.282		1:59.537
p3	2:26.913	+26.631	1:26.450
(111) Daryl Alleman			
1	2:02.219	+1.874	1:02.932
2	2:02.674	+2.329	1:05.606
3	2:01.567	+1.222	1:07.173
4	2:00.743	+0.398	1:07.916
5	2:00.792	+0.447	1:08.708
6	2:00.345		1:09.053
(2) Ryan Dussex			
1	2:02.788	+2.066	1:49.374
2	2:01.865	+1.143	1:51.239
3	2:00.722		1:51.961
p4	2:17.518	+16.796	1:09.479
(496) Rich Enriquez			
1	2:01.102		1:51.151
2	2:28.203	+27.101	1:19.354
p3	2:22.309	+21.207	1:41.663
(87) Nick Stentiford			
1	2:04.880	+2.764	1:09.435
2	2:04.155	+2.039	1:13.590
3	2:03.331	+1.215	1:16.921
4	2:02.416	+0.300	1:19.337
5	2:02.305	+0.189	1:21.642
6	2:02.116		1:23.758
(27) Jeffrey West			
1	2:04.017	+1.354	1:13.308
2	2:04.239	+1.576	1:17.547
3	2:02.663		1:20.210
4	2:15.592	+12.929	1:35.802
p5	2:32.870	+30.207	1:08.672
(153) Sean McKisic			
1	2:05.906	+0.172	1:20.504
2	2:05.734		1:26.238
3	2:06.395	+0.661	1:32.633
4	2:13.464	+7.730	1:46.097
5	2:10.466	+4.732	1:56.563
6	2:09.515	+3.781	1:06.078
(86) Suraj Pradhan			
1	2:09.319	+0.644	1:27.954
2	2:08.675		1:36.629
3	2:08.869	+0.194	1:45.498
4	2:09.239	+0.564	1:54.737
5	2:09.817	+1.142	1:04.554
6	2:09.750	+1.075	1:14.304
(23) Jeffrey Tattershall			
1	2:10.214	+1.367	1:31.323
2	2:09.562	+0.715	1:40.885
3	2:08.847		1:49.732
4	2:09.522	+0.675	1:59.254

Lap	Lap Tm	Diff	Time of Day
5	2:16.312	+7.465	1:15.566
p6	3:03.237	+54.390	1:18.803
(60) Aaron Walker			
1	2:14.015	+2.739	1:44.477
2	2:12.624	+1.348	1:57.101
3	2:13.650	+2.374	1:10.751
4	2:14.324	+3.048	1:25.075
5	2:11.276		1:36.351
6	2:11.449	+0.173	1:47.800
(92) Robin Dillon			
1	2:14.466	+0.120	1:37.507
2	2:14.346		1:51.853
3	2:18.658	+4.312	1:10.511
4	2:18.410	+4.064	1:28.921
5	2:18.692	+4.346	1:47.613
6	2:18.528	+4.182	1:06.141
(37) John Feustel			
p1	2:24.839	1:29.936	1:22.000

Chief of Timing & Scoring: Carolyn Rasband

Orbits

Race Director: Costa Dunias

www.mylaps.com

Licensed to: Colorado Region SCCA



Official Results




2022 Last Chance Majors (Sat)

High Plains Raceway 2.550 miles

Group 2 TT (22-TTTA-57143)

8/20/2022 16:30



Timed Session 2
Qualifying (15:00 Time) started at 17:26:45

Lap	Lap Tm	Diff	Time of Day
(723) Ricky Medel			
1	2:02.737	+0.828	1:17.241
2	2:01.909		1:19.150
p3	2:23.126	+21.217	1:42.276
(63) Seth Biggi			
1	2:05.174		1:29.287
2	2:23.488	+18.314	1:52.775
3	2:05.936	+0.762	1:58.711
4	2:07.286	+2.112	2:05.997
5	2:27.786	+22.612	1:33.783
6	2:05.291	+0.117	1:39.074
(21) Blake Odenheimer			
1	2:07.954	+0.522	1:41.798
2	2:32.280	+24.848	1:14.078
3	2:07.432		1:21.510
p4	3:00.907	+53.475	1:22.417
(85) Brian Kelly			
1	2:13.405	+2.416	1:06.497
2	2:10.989		1:17.486
3	2:47.740	+36.751	1:05.226
4	2:42.392	+31.403	1:47.618
5	2:36.770	+25.781	1:24.388
(7) Fabian Castanon			
1	2:13.310	+2.268	1:30.916
2	2:11.042		1:41.958
3	2:31.867	+20.825	1:13.825
4	2:14.699	+3.657	1:28.524
5	2:49.757	+38.715	1:18.281
(64) Devan Villalobos			
1	2:12.831	+0.452	1:07.899
2	2:12.379		1:20.278
3	2:48.229	+35.850	1:08.507
4	2:25.232	+12.853	1:33.739
5	2:12.741	+0.362	1:46.480
6	2:34.300	+21.921	1:20.780
(51) Erik Drake			
1	2:14.825		1:14.849
2	2:16.184	+1.359	1:31.033
3	2:23.487	+8.662	1:54.520
4	2:16.783	+1.958	1:11.303
5	2:16.374	+1.549	1:27.677
6	2:17.005	+2.180	1:44.682
(38) Bob Odenheimer			
1	2:15.003		1:11.371
2	2:17.107	+2.104	1:28.478
3	2:24.746	+9.743	1:53.224
4	2:22.068	+7.065	1:15.292
5	2:22.798	+7.795	1:38.090
p6	2:49.179	+34.176	1:27.269
(26) christopher lathrop			
1	2:17.079	+2.021	1:29.464
2	2:16.521	+1.463	1:45.985

Lap	Lap Tm	Diff	Time of Day
3	2:18.291	+3.233	1:04.276
4	2:15.715	+0.657	1:19.991
5	2:16.757	+1.699	1:36.748
6	2:15.058		1:51.806
(93) Reno Toffoli			
1	2:18.762	+0.822	1:38.121
2	2:18.653	+0.713	1:56.774
3	2:19.213	+1.273	1:15.987
4	2:19.528	+1.588	1:35.515
5	2:17.940		1:53.455
6	2:20.519	+2.579	1:13.974
(05) Zach Volheim			
1	2:22.212	+3.800	1:47.027
2	2:19.497	+1.085	1:06.524
3	2:19.873	+1.461	1:26.397
4	2:18.506	+0.094	1:44.903
5	2:18.412		1:03.315
(8) Bryson Whissen			
1	2:35.304	+0.448	1:59.551
2	2:35.809	+0.953	1:35.360
3	2:34.943	+0.087	1:10.303
4	2:34.856		1:45.159
p5	3:37.267	+1:02.411	1:22.426

Chief of Timing & Scoring: Carolyn Rasband

Orbits

Race Director: Costa Dunias

www.mylaps.com

Licensed to: Colorado Region SCCA